

Characteristics

Material
 Sheet Steel (EN 10130 DC01)
 ■ Body : 1.5 mm
 ■ Door : 2 mm

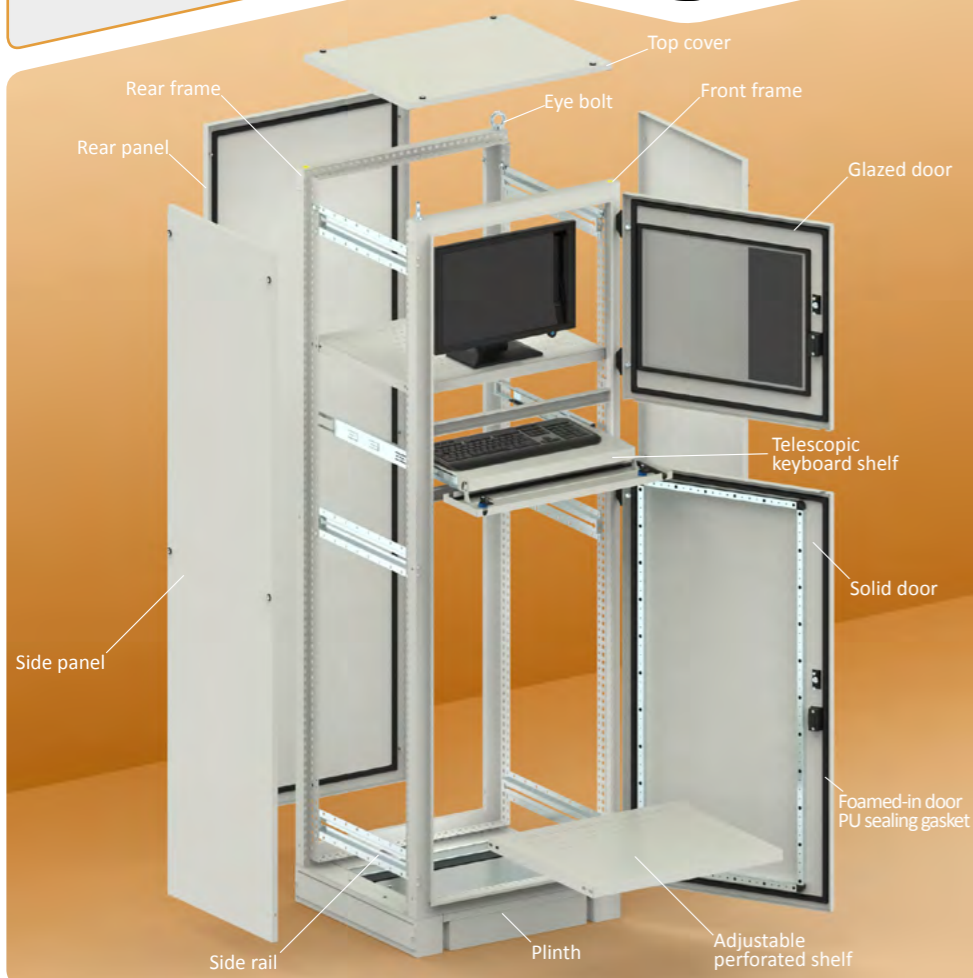
Surface Finishing
 ■ RAL7035w powder coating

IP Rating
 ■ IP54 (TS 3033, EN 60529)

Others
 ■ Glazed door for monitor viewing
 ■ Swing-handle polyamide lock
 ■ Foamed-in door PU sealing gasket
 ■ Adjustable monitor shelf
 ■ Lockable folding keyboard panel

On Request

- Special sizes
- Special colour
- Pre-punching



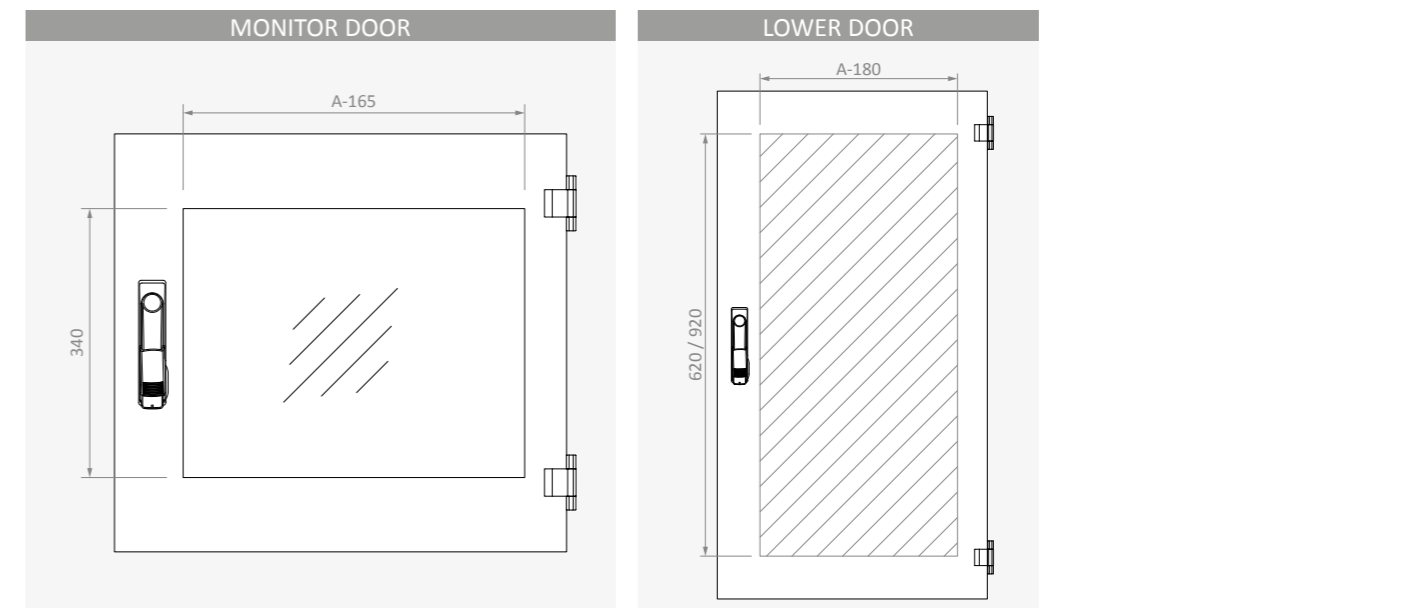
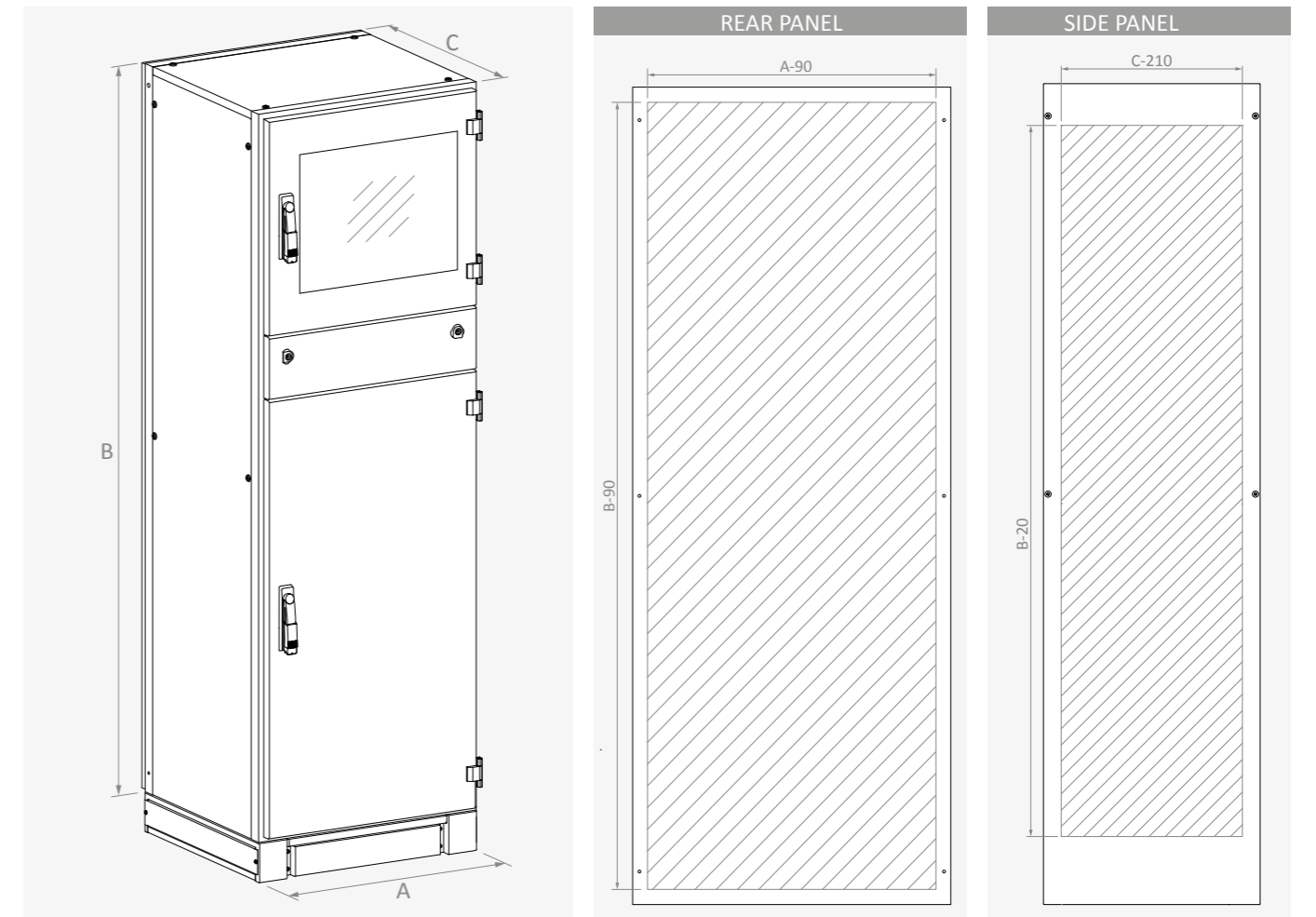
Supply Includes

- Body
- Doors
- Side panels
- Rear panel
- 6 pcs side rails
- Plinth

Complementary Accessories

- Adjustable perforated shelf
- Pull out perforated shelf
- Power distribution unit
- Plan pocket
- Castor
- Earthing cable

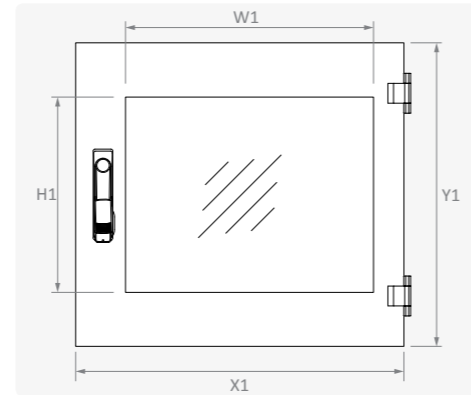

Width	Height	Depth	Reference	Door	Glazed Door	Hinge	Useful Area						Apparent Area		Weight
							Lower Door		Rear panel		Side Panel		Monitor Door		
A	B	C		pcs	Y / N	pcs	↔ mm	↕ mm	↔ mm	↕ mm	↗ mm	↕ mm	↔ mm	↕ mm	kg
600	1500	600	PC 061560	2	✓	4	420	620	510	1410	390	1480	435	300	85
	1800	600	PC 061860	2	✓	4	420	920	510	1710	390	1780	435	300	96
		800	PC 061880	2	✓	4	420	920	510	1710	590	1780	435	300	109
800	1500	600	PC 081560	2	✓	4	620	620	710	1410	390	1480	635	300	97
	1800	600	PC 081860	2	✓	4	620	920	710	1710	390	1780	635	300	110
		800	PC 081880	2	✓	4	620	920	710	1710	590	1780	635	300	123



MONITOR DOOR

Reference	Width	Wide	Length	Apparent Area		Lock Type	Lock	Hinge	Weight
	A mm	X1 mm	Y1 mm	W1 mm	H1 mm				
PC MK 06	600	576	516	435	340	I	1	2	4.7
PC MK 08	800	776	635	635	340	I	1	2	7.8

Characteristics		Supply Includes
Material	DIN EN 10130 DC01 CCRS / 4 mm tempered glass	Lock
Surface Finishing	RAL7035w powder coating	Hinges
Thickness	2 mm	* I: Escutcheon Rod-latch



KEYBOARD LID

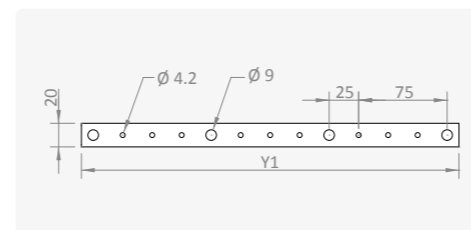
Reference	Width	Wide	Length	Lock	Hinge	Weight
	A mm	X1 mm	Y1 mm			
PC KK 06	600	576	155	2	2	
PC KK 08	800	776	155	2	2	

Characteristics		Supply Includes
Material	DIN EN 10130 DC01 CCRS	Lock
Surface Finishing	RAL7035w powder coating	Hinges
Thickness	2 mm	



MOUNTING PROFILE INSIDE DOOR

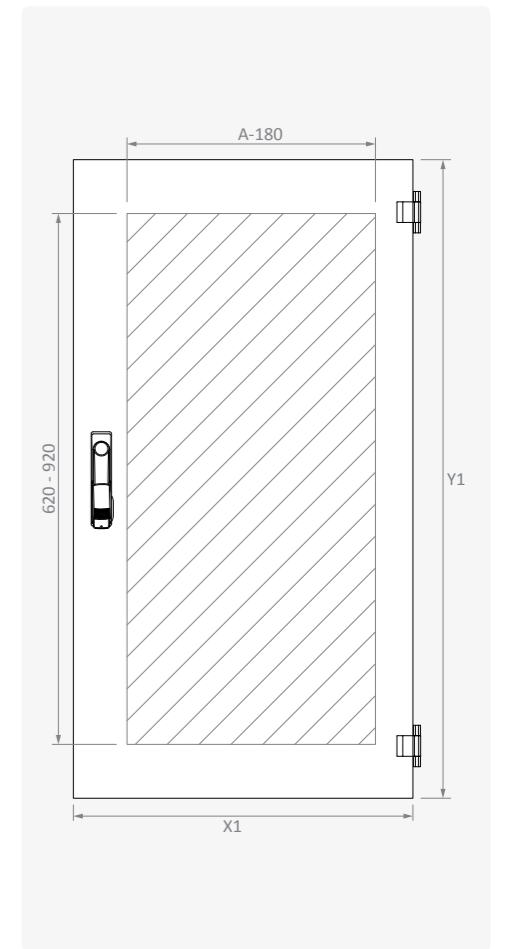
Reference	Condition	Width	Height	Length	Weight	Characteristics
		A	B	Y1	kg	
PNASKUY00600	Horizontal / Vertical	600	600	420	0.3	Material: 20x20 square profile galvanized Thickness: 1.2 mm
PNASKUY00800	Horizontal	800	-	620	0.4	
PNASKUD01500	Vertical	-	1500	1320	0.9	
PNASKUD01800	Vertical	-	1800	1620	1.1	



LOWER DOOR

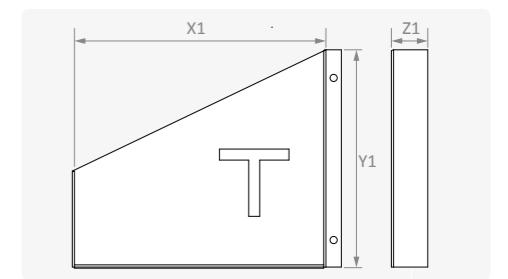
Reference	Width	Height	Wide	Length	Useful Area		Lock Type	Lock	Hinge	Weight
	A mm	B mm	X1 mm	Y1 mm	W1 mm	H1 mm				
PC AK 0615	600	1500	576	783	420	620	I	1	2	7.2
PC AK 0618	600	1800	576	1083	420	920	I	1	2	9.9
PC AK 0815	800	1500	776	783	620	620	I	1	2	9.7
PC AK 0818	800	1800	776	1083	620	920	I	1	2	13.4

Characteristics		Supply Includes
Material	DIN EN 10130 DC01 CCRS	Lock
Surface Finishing	RAL7035w powder coating	Hinges
Thickness	2 mm	* I: Escutcheon Rod-latch



PLAN POCKETS

Reference	Width	Length			Weight	Characteristics
	A mm	X1 mm	Y1 mm	Z1 mm		
AS PJ 040	All Dimensions	A4	200	30	0.4	Material: DIN EN 10130 DC01 CCRS Surface Finishing: RAL7035w powder coating Thickness: 1.5 mm
AS PJ 060	600/1200	A3	240	60	1.9	
AS PJ 080	800	A3	240	60	2.6	

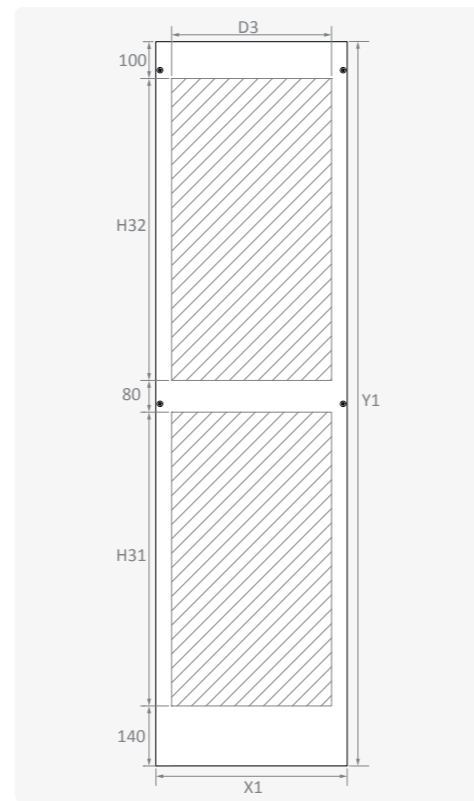


SIDE PANEL

Reference	Height	Depth	Wide	Length	Useful Area			Weight kg
	B mm	C mm	X1 mm	Y1 mm	D3 mm	H31 mm	H32 mm	
AS YS 1560	1500	600	470	1480	394	580	580	9.1
AS YS 1860	1800	600	470	1780	394	720	740	10.8
AS YS 1880	1800	800	670	1780	594	720	740	15.4

Characteristics	
Material	DIN EN 10130 DC01 CCRS
Surface Finishing	RAL7035w powder coating
Thickness	1.5 mm

Supply Includes	
Side / Top panel mounting screw set	

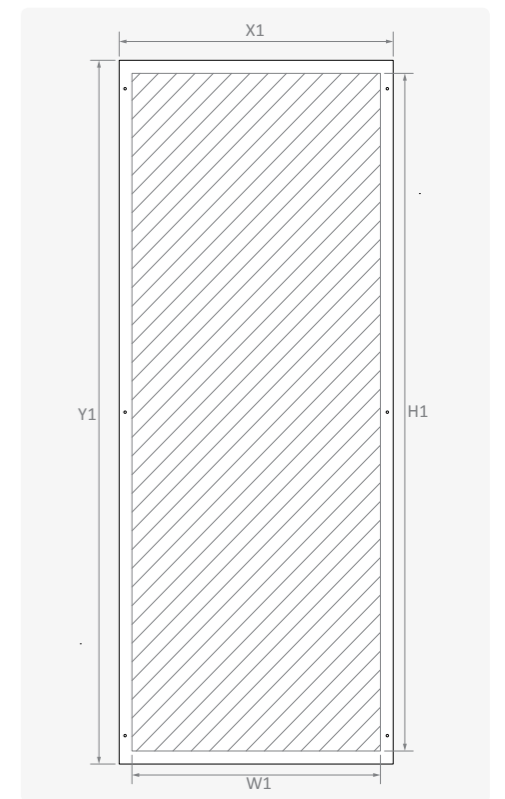


REAR PANEL

Reference	Width	Height	Wide	Length	Useful Area		Weight kg
	A mm	B mm	X1 mm	Y1 mm	W1 mm	H1 mm	
AS ST 0615	600	1500	594	1494	510	1410	11.5
AS ST 0618	600	1800	594	1794	510	1710	13.8
AS ST 0815	800	1500	794	1494	710	1410	15.4
AS ST 0818	800	1800	794	1794	710	1710	18.2

Characteristics	
Material	DIN EN 10130 DC01 CCRS
Surface Finishing	RAL7035w powder coating
Thickness	1.5 mm

Supply Includes	
Rear panel fasteners	

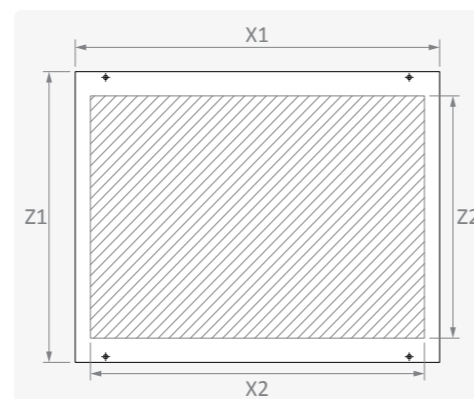


TOP COVER

Reference	Width	Depth	Wide	Length	Useful Area		Weight kg
	A mm	C mm	X1 mm	Z1 mm	X2 mm	Z2 mm	
AS TAV 060 60	600	600	600	470	550	394	4.0
AS TAV 060 80	600	800	600	670	550	594	5.7
AS TAV 080 60	800	600	800	470	750	394	5.3
AS TAV 080 80	800	800	800	670	750	594	7.4

Characteristics	
Material	DIN EN 10130 DC01 CCRS
Surface Finishing	RAL7035w powder coating
Thickness	1.5 mm

Supply Includes	
Side / Top panel mounting screw set	

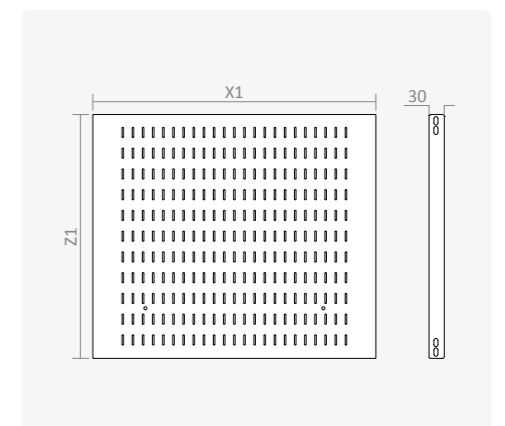


ADJUSTIBLE SHELVES

Reference	Width	Depth	Length		Weight kg
	A mm	C mm	X1 mm	Z1 mm	
AS RPA 0660	600	600	560	470	3.8
AS RPA 0680	600	800	560	670	5.1
AS RPA 0860	800	600	760	470	4.9
AS RPA 0880	800	800	760	670	6.6

Characteristics	
Material	DIN EN 10130 DC01 CCRS
Surface Finishing	RAL7035w powder coating
Thickness	1.5 mm

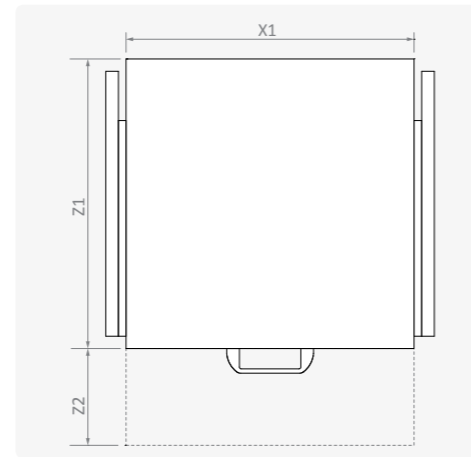
Supply Includes	
Mounting fasteners	



PULL OUT SHELVES

Reference	Width	Depth	Wide	Length	Extension	Loading Capacity ¹	Weight
	A mm	C mm	X1 mm	Z1 mm	Z2 mm		
AS RPT 0660	600	600	490	435	400	30	3.2
AS RPT 0680	600	800	490	635	600	30	4.5
AS RPT 0860	800	600	690	435	400	30	4.4
AS RPT 0880	800	800	690	635	600	30	6.2

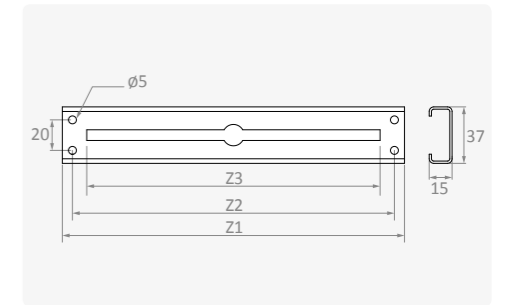
Characteristics		Supply Includes	
Material	DIN EN 10130 DC01 CCRS	Shelf	
Surface Finishing	RAL7035w powder coating	Pull out side rails	
Thickness	1.5 mm	Connection profiles and mounting fasteners	



SIDE RAILS

Reference	Depth	Length	Connection		Weight	Characteristics	
	C mm	Z1 mm	Z2 mm	Z3 mm		Material	Thickness
AS SR 040	400	224	211	192	0.2	DIN EN 10327 DX51D+Z galvanized	1.5 mm
AS SR 050	500	324	311	292	0.3		
AS SR 060	600	424	411	392	0.4		

Supply Includes
 ■ Mounting screws



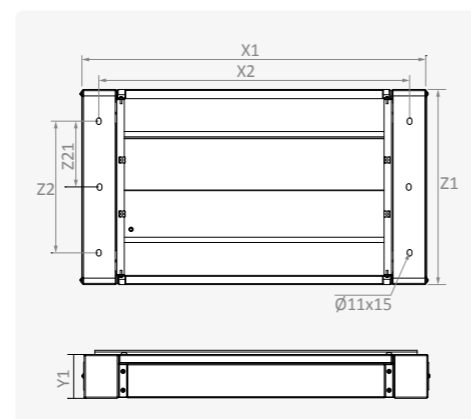
LEVELLING FEET / CASTOR

Reference	Image	Reference	Image	Reference	Image
HDP A0000085		HDTKS0803210		HDTKD0803210	
			With Brake		With Out Brake

PLINTH

Reference	Width	Depth	Wide	Height	Length	Connection			Weight
	A mm	C mm	X1 mm	Y1 mm	Z1 mm	X2 mm	Z2 mm	Z21 mm	
AS Bx000606 1	600	600	600	100	545	525	400	200	10.8
AS Bx000608 1	600	800	600	100	745	525	600	300	13.4
AS Bx000806 1	800	600	800	100	545	725	400	200	13.1
AS Bx000808 1	800	800	800	100	745	725	600	300	15.8
AS Bx000606 2	600	600	600	200	545	525	400	200	12.5
AS Bx000608 2	600	800	600	200	745	525	600	300	15.1
AS Bx000806 2	800	600	800	200	545	725	400	200	14.8
AS Bx000808 2	800	800	800	200	745	725	600	300	17.5

Characteristics		Supply Includes	
Material	DIN EN 10130 DC01 CCRS	Cover plates and mounting screws	
Surface Finishing	RAL7035w powder coating	Plinth mounting fasteners	
Thickness	2 mm		



POWER DISTRIBUTION UNITS

Reference	Width A	Description	Image
PRTM191F0G6	700 mm	6 Outlets, with 16A 220V AC, without cable	

LOCKS & HINGES

Reference	Description	Image
KIEMANKQ0PS2M0	1 AS Lock	
MNAS000010	2 AS Hinge	
KIATKY2535796T1	3 Double bit Lock	

EARTHING CABLE

Reference	Material	Cross Section	Length	Connection	Packet	Weight
		mm ²	mm		pcs/packet	
KB TP 16092750	Nickel plated, braided copper conductor	16	275	M8-M8	50	0.2
KB TP 16093500		16	320	M8-M8	50	0.2

