


Characteristics


- Easybar is a special busbar system
- Easybar has a complementary feature of K-Bar main busbar system with 630A, 1250A and 1600A current ratings
- Easybar with its unique supports is a double busbar system which has 10mm channel between and does not need to be drilled for connections
- It has a special T type bolts for easy connections

Easy-bar system for quick & easy connections




easybar[®]
New Design System


Connection Options



630A




1250A



1600A


Recommended isolator mounting distances for Easybar

Short-circuit Current	Maximum mounting distances for Easybar support			
	50 kA	60 kA	70 kA	85 kA
r.m.s. (kA)	50 kA	60 kA	70 kA	85 kA
peak (kA)	110 kA	132 kA	154 kA	187 kA
12,5x12,5mm Easybar	300mm	260mm	-	-
25x12,5mm Easybar	420mm	400mm	380mm	340mm
40x12,5mm Easybar	480mm	460mm	440mm	420mm




Easy Bar Isolators

3 Pole support sets




630A

BRIZE3P-TK0630



1250A


BRIZE3P-TK01250



1600A


BRIZE3P-TK01600

4 Pole support sets




630A

BRIZE4P-TK0630



1250A

BRIZE4P-TK01250



1600A

BRIZE4P-TK01600

CONNECTION EQUIPMENT

Easy Bar M10 (T) bolt

