
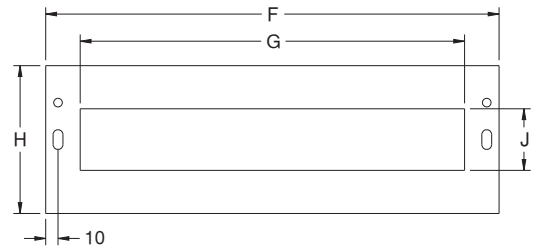


Cover Plates

Width A (mm)	Cover Plate Reference No	Module* 17.5 mm	Cover Plate Sizes			
			F (mm)	H (mm)	G (mm)	J (mm)
300	ETSPL3010□	---	268□	100□	---	---
	ETSPL3012□	---	268□	120□	---	---
	ETSPL3012W□	12□	268□	120□	215□	46
	ETSPL3016□	---	268□	160□	---	---
	ETSPL3016W□	12□	268□	160□	215□	46
400	ETSPL4010□	---	368□	100□	---	---
	ETSPL4012□	---	368□	120□	---	---
	ETSPL4012W□	18□	368□	120□	320□	46
	ETSPL4016□	---	368□	160□	---	---
	ETSPL4016W□	18□	368□	160□	320□	46
500	ETSPL5010□	---	468□	100□	---	---
	ETSPL5012□	---	468□	120□	---	---
	ETSPL5012W□	24□	468□	120□	425□	46
	ETSPL5016□	---	468□	160□	---	---
	ETSPL5016W□	24□	468□	160□	425□	46
600	ETSPL6010□	---	568□	100□	---	---
	ETSPL6012□	---	568□	120□	---	---
	ETSPL6012W□	29□	568□	120□	515□	46
	ETSPL6016□	---	568□	160□	---	---
	ETSPL6016W□	29□	568□	160□	515□	46



* Module : Miniature Circuit Braker (MCB).

Material : Sheet steel, powder coating (RAL 7032w / RAL 7035w).

Cover Plate Profile

Main profiles at sides, enabling to mount the rails, N + Pe bars and cover plates.


Height B (mm)	Profile Reference No
800□	ETS PR030□
400□	ETS PR040□
500□	ETS PR050□
600□	ETS PR060□
700□	ETS PR070□
800□	ETS PR080□
1000□	ETS PR100□
1150□	ETS PR115



Material : Sheet steel, powder coating (RAL 7032w / RAL 7035w).

Rain Canopies

Width A (mm)	Depth C (mm)	Canopy Reference No
300□	150□	ETS HS3015□
	200□	ETS HS3020□
400□	150□	ETS HS4015
	200□	ETS HS4020□
	250□	ETS HS4025□
	300□	ETS HS4030
500□	200□	ETS HS5020□
	300□	ETS HS5030
600□	200□	ETS HS6020□
	300□	ETS HS6030□□
800□	200□	ETS HS8020
	300□	ETS HS8030



Material : Sheet steel 1.5 mm, powder coating (RAL 7032w / RAL 7035w).

Support Base

Width A (mm)	Depth C (mm)	Support Base Reference No
300	150	ETS AT3015
	200	ETS AT3020
400	150	ETS AT4015
	200	ETS AT4020
	250	ETS AT4020
	300	ETS AT4030
500	200	ETS AT5020
	300	ETS AT5030
600	200	ETS AT6020
	300	ETS AT6030
800	200	ETS AT8020
	300	ETS AT8030



Material : Sheet steel 2 mm, powder coating (RAL 7032w / RAL 7035w).


Lock System

Rod-Latch type with sealed double-bit insert.

Reference No
KITPD5KROPS2ZO

Standard double-bit lock system.

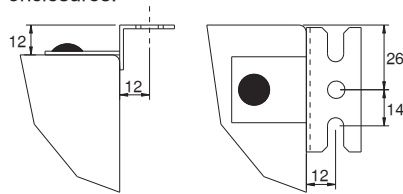
Reference No
KIEMD5PQOPS2P0



Wall Bracket

Fastens to rear holes in the enclosures.

Reference No
AXKL010





Material : Sheet steel, zinc plated, colour passivated (Cr⁺⁶ free).

Support Rails

Support Rails (DIN 46277 - EN 50022)

Support Rails Reference No	Dimensions (mm)		
	Width	Height	Length
MR KL500604	35	7.5	2000
MR KL500603*	35	7.5	2000
MR KL500609	35	15	2000



* Support rail without holes.

Material : Sheet steel, zinc plated, colour passivated (Cr⁺⁶ free).

Plastic Cover Plate

Cover for spare spaces.

Reference No
SIOP0010



Earthing Cable

Earthing between the door and enclosure, 6 mm² M6.

Reference No
KBOZ01080

